

Polymatech[®]



DATA SHEET

POLYMATECH STANDARD COB Series

Version 2

FL09COB3030 ALWAYS WHITE

Healthcare And Clinics Lighting



POLYMATECH ELECTRONICS LIMITED
www.polymatech.in

Polymatech Always White LED – Precision Light for Better Care

Comfort matters for patients recovering in hospitals. Polymatech's Always White LED provides a natural, soothing light that feels close to daylight. It creates a calm and welcoming atmosphere, helping patients rest better, while also giving nurses and staff clear visibility for routine care.



Patient Wards

Polymatech LEDs provide neutral, uniform illumination that reduces eye strain and ensures clear visibility of scans, X-rays & diagnostic images. The controlled spectrum minimizes reflections on screens, helping radiologists focus on details with accuracy, these LEDs create the ideal environment for precise imaging and patient care.



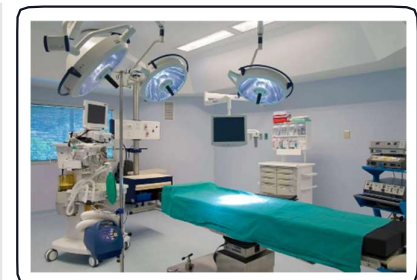
Radiology & Imaging Rooms

Lighting is vital for accurate treatment and diagnosis. Polymatech LEDs reveal the true colors of teeth, gums, restorative materials, ensuring precision in procedures. The shadow-free, bright & natural light supports dentists in detailed work while keeping patients comfortable & provides the perfect lighting solution for modern dental care



Dental Clinics

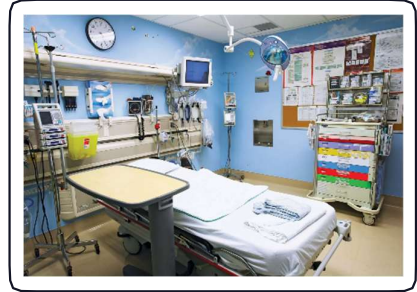
In surgery, every detail matters. Polymatech LED gives doctors clear, accurate lighting to see tissues, blood, and organs in their natural colors. The light is uniform and shadow-free, helping surgeons work with confidence. With low heat, no flicker, and high efficiency, it creates a safe and comfortable for both patients and medical staff.



Surgical Theaters

Polymatech Always White LED – Care in Every Ray

Polymatech LEDs provide uniform, glare-free illumination that helps doctors and nurses clearly observe patients' skin tones, wounds, and medical equipment indicators. The daylight-like light supports accurate monitoring while creating a calming environment for critically ill patients, even in demanding 24/7 care settings.



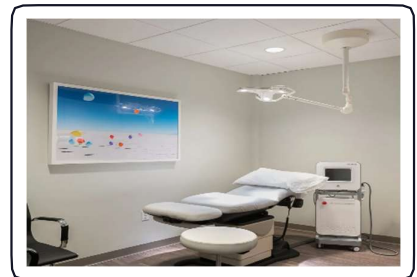
Intensive Care Unit

Precision is essential in pharmacies and medication prep zones. Polymatech LEDs deliver bright, true-to-color lighting that allows staff to identify medicines, labels, and dosages without error. The shadow-free illumination reduces strain and supports safe, accurate work. They provide a reliable solution for pharmaceutical accuracy and safety.



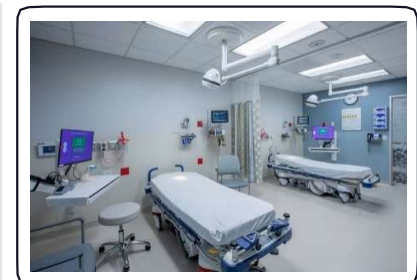
Pharmacy

True color rendering is non-negotiable. Polymatech LEDs reveal natural skin tones, subtle variations, & fine details, enabling dermatologists & cosmetic specialists to diagnose & treat with confidence. The soft, natural spectrum also enhances patient comfort during procedures. From skin assessments to laser treatments.



Dermatology

Emergency rooms demand clear, shadow-free, and reliable lighting for fast, accurate decision-making. Polymatech deliver bright, uniform illumination that helps medical teams quickly assess injuries, skin color, and critical details under pressure. These LEDs create a dependable environment for life-saving care.



Emergency Rooms

Field of Use

Polymatech Always White LED: Precision Lighting for Healthcare & Clinics

Polymatech's Always White LED solutions, engineered with CRI 70, are designed to provide accurate, natural, and uniform lighting for modern healthcare environments. From examination rooms and consultation areas to surgical suites and patient wards, these LEDs ensure that colors, tissues, and subtle clinical details are rendered with high fidelity, empowering medical professionals to make more precise diagnostics, reduce errors, and improve overall patient care.

Polymatech's advanced LED technology merges high color rendering, full-spectrum light, and innovative module design, creating a comprehensive lighting solution that goes beyond standard clinical lighting. Here's how Polymatech delivers superior illumination and why it stands out in healthcare applications.



True-to-Life Color Rendering for Clinical Accuracy

- **CRI 70 Excellence:** Polymatech LEDs offer exceptionally high color rendering, ensuring that skin tones, tissue variations, wounds, and subtle medical indicators are displayed naturally. This level of color accuracy is crucial for diagnosis, surgical procedures, dermatological assessments, and laboratory work, where even slight color discrepancies can impact results.
- **Consistent Lighting Across Spaces:** Uniform light distribution eliminates shadows, dark spots, and glare, which are common in standard lighting setups. Important in operating rooms, procedure rooms, and examination areas, where optimal visibility can directly affect outcomes.

- **Diagnostic Confidence:** With faithful color reproduction, clinicians can make accurate assessments and timely decisions, reduce the risk of misdiagnosis and enhance patient safety.



Advanced Full-Spectrum Design

- **Beyond Conventional White LEDs:** Traditional LED solutions often focus on brightness alone, which can distort colors or cause visual fatigue. Polymatech’s full-spectrum Always White LEDs are engineered to mimic natural daylight, balancing red, green, and blue wavelengths for neutral, comfortable illumination.
- **Enhanced Comfort for Staff and Patients:** The soft, natural light reduces eye strain for doctors, nurses, and laboratory staff during prolonged procedures. It also provides a soothing, non-intimidating environment for patients, improving their overall experience in clinics and hospitals.
- **Optimized for Clinical Tasks:** The full-spectrum design supports critical medical tasks—from wound evaluation, blood color assessment, and dermatology to pathology and lab work—ensuring accurate perception of details that standard LEDs may fail to reveal.

Innovative Integrated Module for Uniform Illumination

- **Single-Module Solution:** Polymatech integrates precise spectral control and high lumen output into a compact module, delivering uniform illumination across the entire clinical space. This approach removes the need for

multiple separate fixtures, reducing installation complexity and potential inconsistencies.

- **Reduced Shadows & Hotspots:** The integrated module design ensures even light coverage, avoiding the patchy illumination that can compromise visual clarity in critical tasks. This is particularly important for surgical lighting, patient beds, and examination tables.
- **Energy Efficiency:** Polymatech LEDs are highly efficient, providing more usable light for less energy consumption compared to conventional fluorescent or halogen lamps. This reduces operational costs while maintaining top-tier lighting performance.



Proven Performance in Healthcare Settings

- **Laboratory-Validated:** Polymatech Always White LEDs maintain CRI 70 performance throughout their lifespan, ensuring consistent, reliable illumination for long-term clinical use.
- **Safety and Comfort:** Reduced glare and flicker minimize eye strain, fatigue, and discomfort for both patients and staff, creating a safe and productive environment.
- **Adaptable Deployment:** Suitable for consultation rooms, operating theaters, patient wards, diagnostic laboratories, and procedural areas, these LEDs provide a versatile lighting solution for diverse healthcare applications.

Why Polymatech Outshines Competitors

- **Superior Color Accuracy:** Many healthcare lighting solutions offer CRI below 90, which can compromise critical visual details. Polymatech ensures every shade, tone, and subtle difference is faithfully reproduced.
- **Uniformity and Coverage:** Competitor setups often require multiple separate fixtures, resulting in uneven light distribution. Polymatech's integrated module design provides consistent illumination from a single source, enhancing workflow efficiency and reducing shadow interference.
- **Energy and Cost Efficiency:** Optimized lumen output and high-efficacy LEDs deliver more usable light per watt, lowering energy consumption and operational costs without compromising performance.



Conclusion

Polymatech Always White LED CRI 70 delivers precision, uniform, and natural lighting that supports accurate diagnostics, patient comfort, and staff efficiency. With full-spectrum performance, integrated module design, and high energy efficiency, these LEDs surpass standard clinical lighting solutions, offering reliable, high-quality illumination for clinics, hospitals, surgical suites, and diagnostic centers.


Experience the future of clinical lighting with Polymatech Always White LEDs—where precision meets comfort.

Contents

1.	Introduction	P 9
2.	Performance Characteristics	P 11
3.	Mechanical Dimensions	P 12
4.	Characteristic Curves	P 13
5.	Reliability	P 16
6.	Packing Specification	P 18
7.	Precaution	P 19

Product Nomenclature

FL09COB3030 ALWAYSWHITE



[1]	Product shape	: FL09COB3030
[2]	Die count in series	: 12
[3]	Die count in parallel	: 01
[4]	CRI (Ra)	: 70

INTRODUCTION

Product Description

The FL09COB3030 series of high-flux, multi-die arrays in a smaller, easy-to-use platform. With FL09COB3030 LED lighting-class reliability, the FL09COB3030's small, uniform emitting surface enables both directional and non-directional lighting applications including lamp retrofit and luminaire designs. featuring a 17-mm optical source, the FL09COB3030 brings new levels of flux and efficacy to this form factor.

The FL09COB3030 series is designed with flip chip technology which has high heat emission property thus increasing product life and maintaining same CRI output.

Applications

- Examination Rooms
- Surgical Theatres / Operating Rooms
- Patient Wards & Recovery Rooms
- Consultation Rooms
- Diagnostic Laboratories
- Dermatology & Aesthetic Clinics
- Pharmacy & Medication Prep Areas
- Radiology & Imaging Rooms
- Dental Clinics
- Minor Procedure Rooms

Features

- Mechanical Dimensions : 30×30×1(mm)
- Packaging Structure : Aluminium Base Chip on Board
- Reference Assembly : M4 screw, Connector
- CRI(Ra) : 70
- Thermal Resistance : 2C/W
- Maximum Drive Current : 700mA
- RoHS Complaint.
- Better die arrangement for optics.
- Wide range of luminous flux and high efficacy.
- Improved lumen density compared with previous version.
- High Thermal conductivity package.
- Large, monolithic chips with uniform emitting area.
- Encapsulated die with low profile protective window for higher lumen output.
- Electricity isolated thermal path.
- Environmentally friendly: RoHS and REACH complaint.

Performance Characteristics

(Tj=85C)

Product code	CRI	Luminous flux (lm)			Efficacy (lm/W)	Forward Current (mA)	Forward Voltage (V)		
		Tj85C		Tc25C*			Min.	Typ.	Max.
	Ra	Min.	Typ.	Max.	Typ.				
FL09COB3030 ALWAYSWHITE	70	396	450	489	148	700	20.2	24.1	28

Notes:

1. Polymatech Electronics maintains a tolerance of $\pm 10\%$ on luminous flux measurements.
2. Polymatech Electronics maintains a tolerance of $\pm 3\%$ on forward voltage measurements.
3. Polymatech Electronics maintains a tolerance of $\pm 2\%$ on Ra measurements.

*: Values of Luminous flux at Tc=25C are provided as reference only.

Absolute Maximum Ratings

Parameter	Symbol	Rating	
Input Power	Pi	6.4	*1
Forward Current(mA)	If	700	*1
Reverse current(mA)	Ir	1	
Operating Temperature(C)	Top	-40 ~ +100	
Storage Temperature(C)	Tst	-40 ~ + 100	*2
Case Temperature(C)	Tc	105	
Junction Temperature(C)	Tj	125	*3

*1. Input power and forward current are the values when the LED is used within the range of the derating curve in this Data sheet.

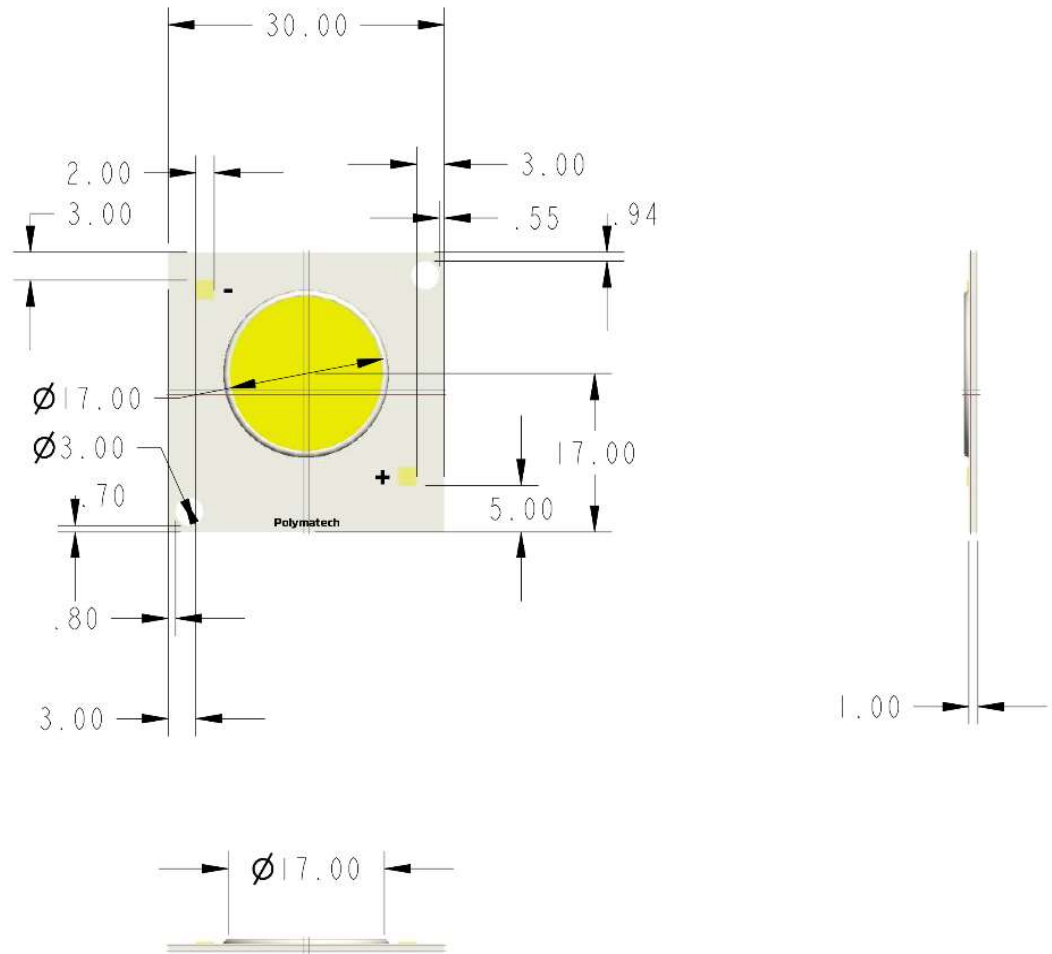
*2. Refer to 3. Outline drawing for Tc MEASUREMENT POINT.

*3. Junction temperature calculation formula: $T_j = T_c + R_{j-c} \times P_i$

Mechanical Dimensions

The COB dimensions are 30 X 30 mm.

Tolerances Unless otherwise specified: +/-0.3



Dimensions are in mm.

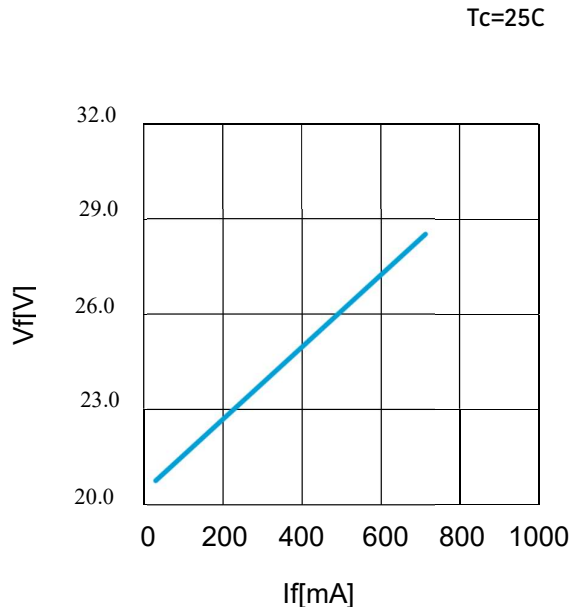
Tolerances unless otherwise specified: +.13

x° +1

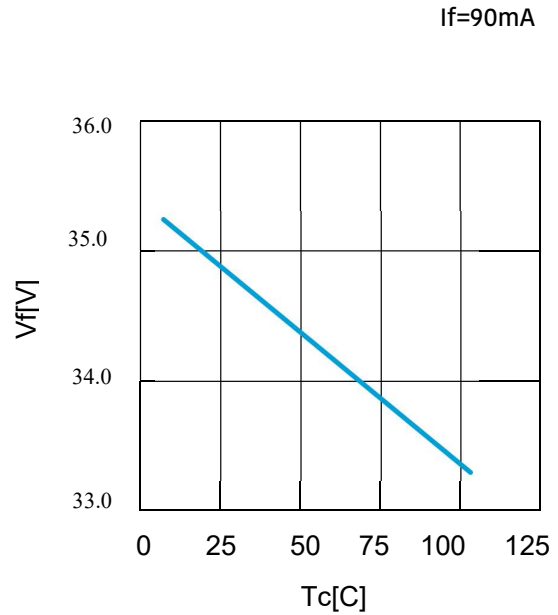
Characteristics Curves

Forward Current Characteristic/Temperature Characteristics

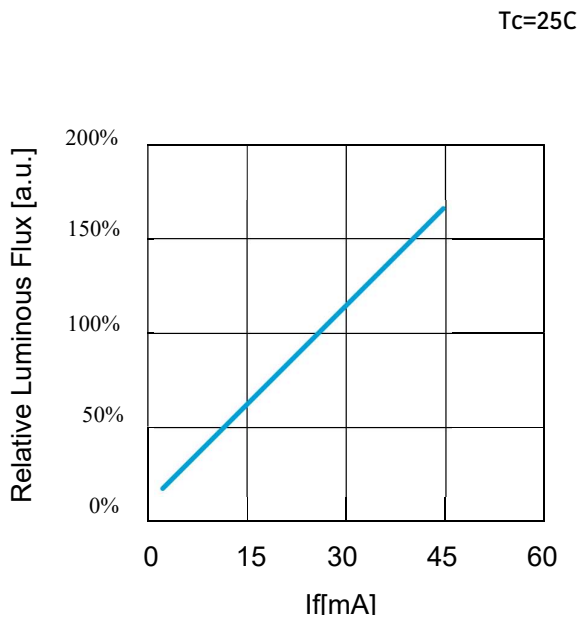
Forward Current VS. Forward Voltage



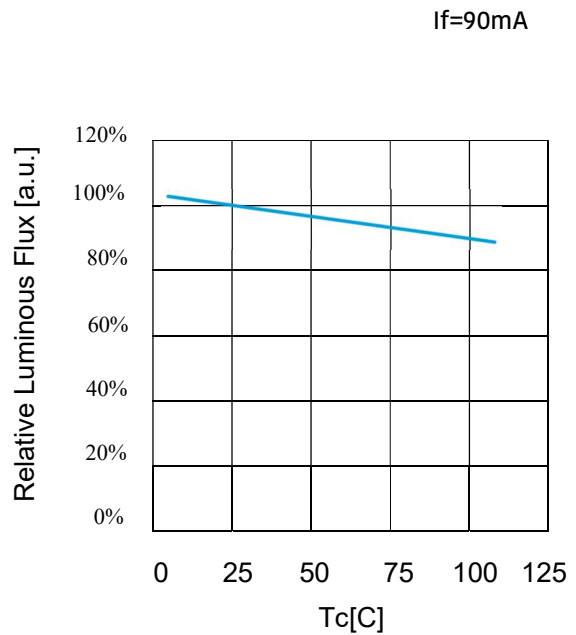
Case Temperature vs. Forward Voltage



Forward Current VS. Relative Luminous Flux



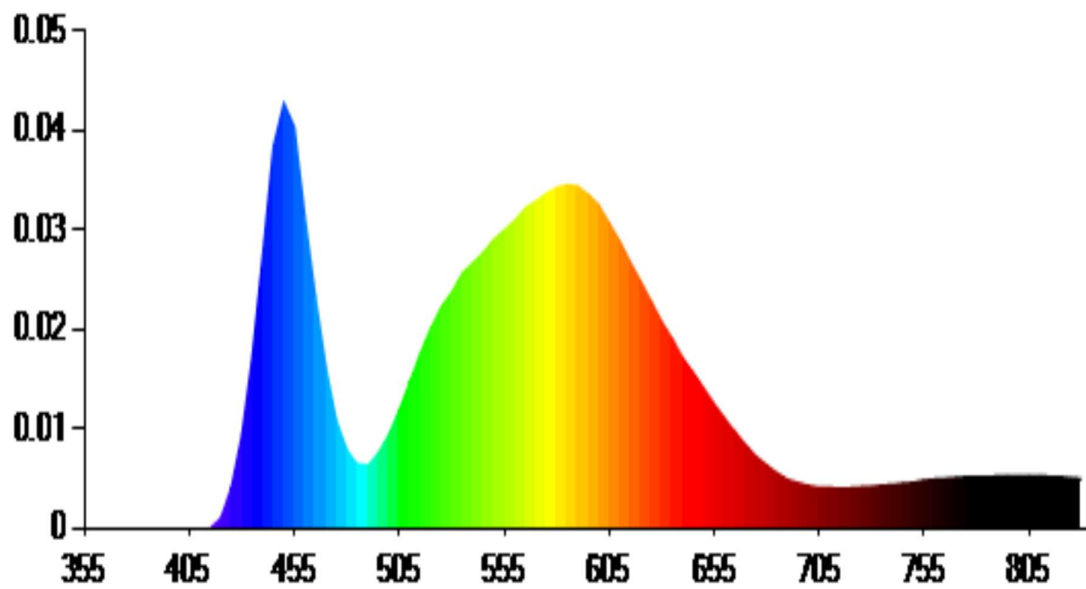
Case Temperature vs. Relative luminous flux



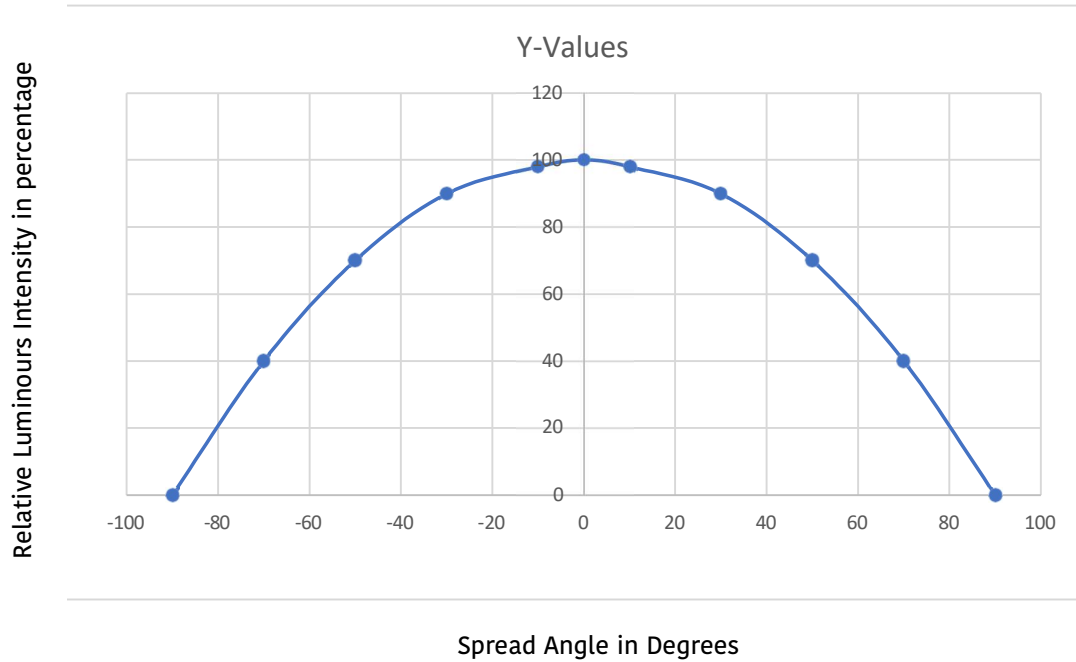
Optical Characteristics

Spectrum: CRI(Ra) 70

Spectral Power Distribution



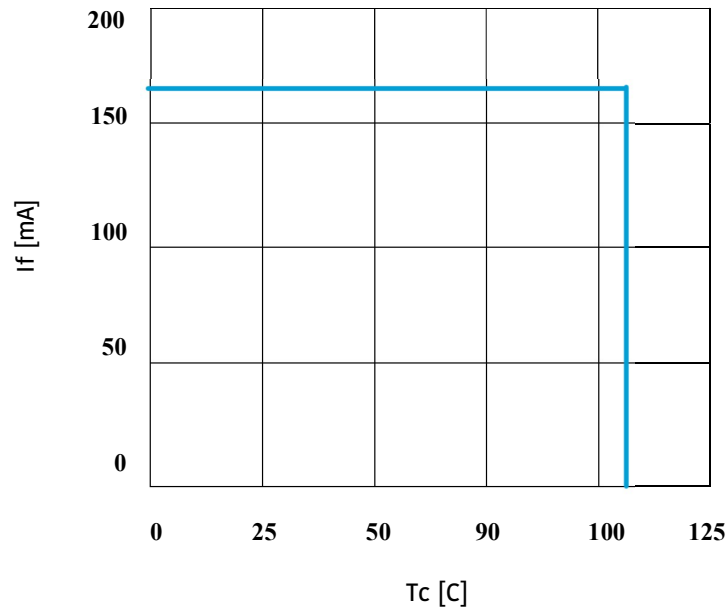
Optical characteristics (continued) Radiation Characteristics



Derating Characteristics

Case Temperature

vs. Allowable Forward Current



Reliability

Reliability Test

Test Item	Test Condition
Continuous Operation Test	If=90mA, Ta=25C (with A1-fin) × 1000 hours
	If=90mA, Tj=120C (with A1-fin) × 1000 hours
Low Temperature Storage Test	-40 C × 1000 hours
High Temperature Storage Test	100 C × 1000 hours
Moisture-proof Test	60C, 95%RH for 500 hours
Thermal Shock Test	-40 C × 30 minutes - 100 C × 30 minutes, 100 cycle

Failure Criteria

(Tc=25C)

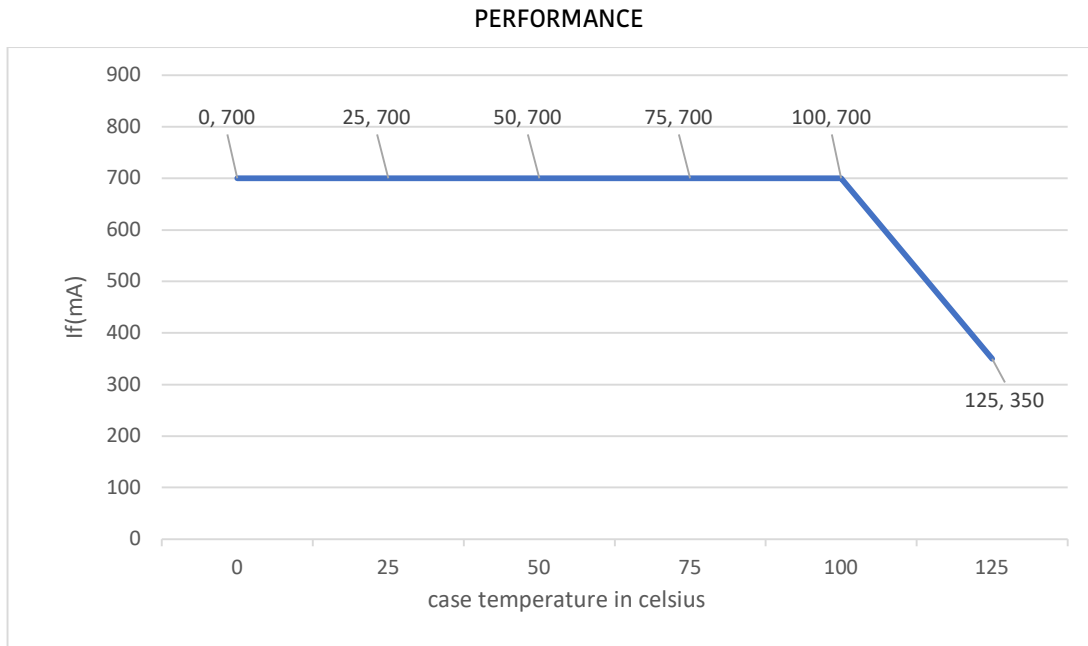
Measuring Item	Symbol	Measuring Condition	Failure Criteria
Forward Voltage	Vf	If=90mA	>U× 1.1
Total Luminous Flux	ΦV	If=90mA	<S× 0.85

U defines the upper limit of the specified characteristics. S defines the initial value.

Note: Measurement shall be taken between 2 hours and 24 hours, and the test pieces should be return to the normal ambient conditions after the completion of each test.

Operating limits

The maximum current rating of the FL09COB3030 depends on the case temperature (T_c) when the LED has reached thermal equilibrium under steady- state operation. The graphs shown below assume that the system design employs good thermal management (thermal interface material and heat sink) and may vary when poor thermal management is employed. Polymatech Electronics LED recommends a maximum Junction temperature of 135 °C to ensure optimal LED lifetime.



Packaging Specification

Packing

The package each tray contains 30 pieces of COBs and each box contains 12 trays of COBs (Vacuum Sealed).



Precaution

Handling with care for this product

- Both the light emitting area and white rim around the light emitting area is composed of resin materials. Please avoid the resin area from being pressed, stressed, rubbed, come into contact with sharp metal nail (e.g. edge of reflector part) because the function, performance and reliability of this product are negatively impacted.
- Please be aware that this product should not come into contact with any other parts while incorporating in your lighting apparatus or your other products.
- Please be aware that careful handling is required after the attachment of lead wires to prevent the application of any load to the connections.
- For more information, please refer to application note "Instruction Manual (COB LED Package)".

Countermeasure against static electricity

- Handling of this product needs countermeasures against static electricity because this is a semiconductor product.
- Please take adequate measures to prevent any static electricity being produced such as the wearing of a wristband or anti-static gloves when handling this product.
- Every manufacturing facility in regard to the product (plant, equipment, machine, carrier machine and conveyance unit) should be connected to ground and please avoid the product to be electric-charged.
- ESD sensitivity of this product is over 1000V (HBM, based on JEITA ED-4701/304). After assembling the LEDs into your final product(s), it is recommended to check whether the assembled LEDs are damaged by static electricity (Electrical leak phenomenon) or not.
- It is easy to find static damaged LED dies by a light-on test with the minimum current value.

Caution of product assembly

- Regarding this product assembling on the heat sink, it is recommended to use M4 screw. It might be good for screw tightening on the heat sink to do temporary tightening and final tightening. In addition, please don't press with excess stress on the product.
- The condition of the product assembling on the heat sink and the control of screw tightening torque needs to be optimized according to the specification of the heat sink.
- Roughness, unevenness and burr of surface negatively impact thermal bonding between the product and heat sink and increase heat thermal resistance between them. Confidence of thermally and mechanical coupling between the product and heat sink are confirmed by checking the mounting surface and measuring the case temperature of the product.
- In order to reduce the thermal resistance at assembly, it might be good to use TIM (Thermal Interface Material) on whole contact surface of the product. In case of using thermal grease for the TIM, it might be good to apply uniformly on the contact surface of the product.
- In case of using thermal sheet for the TIM, it might be good to make sure that the product is NOT strained by stress when the screws are tightened for assembly.
- For more information, please refer to application note "Instruction Manual (COB LED Package)".

Thermal Design

-The thermal design to draw heat away from the LED junction is most critical parameter for an LED illumination system. High operating temperatures at the LED junction adversely affect the performance of LED's light output and lifetime. Therefore, the LED junction temperature should not exceed the absolute maximum rating in LED illumination system.

-The LED junction temperature while operation of LED illumination system depends upon thermal resistance of internal LED package (R_{j-c}), outer thermal resistances of LED package, power loss and ambient temperature. Please take both of the thermal design specifications and ambient temperature conditions into consideration for the setting of driving conditions.

-For more information, please refer to application note "Thermal Management", "Instruction Manual (COB LED Package)".

Driving Current

-A constant current is recommended as an applying driving current to this product.

In the case of constant voltage driving, please connect current-limiting resistor to each product in series and control the driving current to keep under the absolute maximum rating forward current value.

-Electrical transient might apply excess voltage, excess current and reverse voltage to the product(s). They also affect negative impact on the product(s) therefore please make sure that no excess voltage, no excess current and no reverse voltage are applied to the product(s) when the LED driver is turn-on and/or turn-off.

-For more information, please refer to application note "Driving", "Instruction Manual (COB LED Package)".

Lighting at a minimum current value

-A minimum current value of lighting of all dice is 5 mA.

-When a minimum current is applied, LED dice may look different in their brightness due to the individual difference of the LED element, and it is not a failed product.

Electrical Safety

-This product is designed and produced according to IEC 62031:2008 IEC 62031:2008 LED modules for general lighting. Safety specification)

-Dielectric voltage withstand test has been conducted on this product to see any failure after applying voltage between active pads and aluminum section of the product, and to pass at least 500V.

-Considering conformity assessment for IEC62031:2008, almost all items of the specification depend upon your final product of LED illumination system. Therefore, please confirm with your final product for electrical safety of your product. As well, the products comply with the criteria of IEC62031:2008 as single LED package.

Recommended soldering Condition (This product is not adaptable to reflow process.)

-For manual soldering Please use lead-free soldering. Soldering shall be implemented using a soldering bit at a temperature lower than 350C, and shall be finished within 3.5 seconds for one land. No external force shall be applied to resin part while soldering is implemented. Next process of soldering should be carried out after the product has return to ambient temperature. Contacts number of soldering bit should be within twice for each terminal.

* Polymatech Electronics cannot guarantee if usage exceeds these recommended conditions. Please use it after sufficient verification is carried out on your own risk if absolutely necessary.

- For more information, please refer to application note "Instruction Manual (COB LED Package)".

Eye Safety

-The International Electrical Commission (IEC) published in 2006 IEC 62471 "2006 Photobiological safety of lamps and lamp systems" which includes LEDs within its scope. When sorting single LEDs according to IEC 62471, almost all white LEDs can be classified as belonging to either Exempt Group (no hazard) or Risk Group 1 (low risk). However, Optical characteristics of LEDs such as radiant flux, spectrum and light distribution are factors that affect the risk group determination of the LED, and especially a high-power LED, that emits light containing blue wavelengths, might have properties equivalent to those of Risk Group 2 (moderate risk).

-Great care should be taken when directly viewing an LED that is driven at high current, has multiple uses as a module or when focusing the light with optical instruments, as these actions might greatly increase the hazard to your eyes. It is recommended to regard the evaluation of stand-alone LED packages as a reference and to evaluate your final product.

This product is not designed for usage under the following conditions.

If the product might be used under the following conditions, you shall evaluate its effect and appropriate them. In places where the product might:

- directly and indirectly get wet due to rain and/or at place with the fear.
- be damage by seawater and/or at place with the fear
- be exposed to corrosive gas (such as Cl₂, H₂S, NH₃, Sox, NO_x and so on) and/or at place with the fear.
- be exposed to dust, fluid or oil and/or at place with the fear.

The LEDs may not be able to maintain their specified performance if they used in a high temperature and high humidity environment.

Precaution with regard to Product use

This document is provided for reference purposes only so that POLYMATECH ELECTRONICS products are used as intended. POLYMATECH ELECTRONICS neither makes warranties or representations with respect to the accuracy or completeness of the information contained in this document nor grants any license to any intellectual property rights or any other rights of POLYMATECH ELECTRONICS or any third party with respect to the information in this document. Before purchasing or using any POLYMATECH ELECTRONICS products listed in this document, please confirm the latest product information with a POLYMATECH ELECTRONICS sales office, and formal specifications must be exchanged and signed by both parties prior to mass production.

All information included in this document such as product data, diagrams, charts, is current as of the date this document is issued.

Such information, however, is subject to change without any prior notice.

POLYMATECH ELECTRONICS has used reasonable care in compiling the information included in this document, but POLYMATECH ELECTRONICS assumes no liability whatsoever for any damages incurred as a result of errors or omissions in the information included in this document.

Absent a written signed agreement, except as provided in the relevant

terms and conditions of sale for product, and to the maximum extent allowable by law, POLYMATECH ELECTRONICS assumes no liability whatsoever, including without limitation, indirect, consequential, special, or incidental damages or loss, including without limitation, loss of profits, loss of opportunities, business interruption and loss of data, and disclaims any and all express or implied warranties and conditions related to sale, use of product, or information, including warranties or conditions of merchantability, fitness for a particular purpose, accuracy of information, or no infringement.

Though POLYMATECH ELECTRONICS works continually to improve products' quality and reliability, products can malfunction or fail. Customers are responsible for complying with safety standards and for providing adequate designs and safeguards to minimize risk and avoid situations in which a malfunction or failure of a product could cause loss of human life, bodily injury or damage to property, including data loss or corruption. In addition, customers are also responsible for determining the appropriateness of use of any information contained in this document such as application cases not only with evaluating by their own but also by the entire system. POLYMATECH ELECTRONICS assumes no liability for customers' product design or applications.

The LEDs described in this brochure are intended to be used for ordinary electronic equipment (such as office equipment, communications equipment, measurement instruments and household appliances). Consult POLYMATECH Electronics' sales staff in advance for information on the applications in which exceptional quality and reliability are required, particularly when the failure or malfunction of the LEDs may directly jeopardize life or health (such as for airplane, aerospace, submersible repeaters, nuclear reactor control system, automobiles, traffic control equipment, life support system and safety devices). This LED does not comply with ISO/TS 16949 (IATF16949) and is not intended for automotive applications.

The customer shall not reserve engineer by disassembling or analysis of the LEDs without having prior written consent from POLYMATECH Electronics. When defective

LEDs are found, the customer shall inform Polymatech Electronics before disassembling or analysis.

When exporting our products, please ensure conformance with applicable laws and regulations and take appropriate actions such as obtaining an export license. Please do not use or supply our products for any weapons of mass destruction (WMD) or for any other military purposes. If we do not receive standing orders, we may recommend another product. If this product is to be used for a different model or for a succeeding model continuously, please contact our sales staff.

Please contact POLYMATECH ELECTRONICS sales office if you have any questions regarding the information contained in this document, or if you have any other inquiries.